

# ELECTION HISTORY FOR ARKANSAS

## Counties and Media Markets, 2003-2004 Edition.

**ELECTION RACE SUMMARIES** for statewide general election offices and **VOTE HISTORIES** for all counties and media markets for Presidential elections since 1920 and for statewide elections since the 1980s. A six-page Mini-Report creates an **ELECTION PROFILE** for each county and market that also includes hard-to-find, yet analytically important, 'down-ticket' races. A convenient summary of information from multiple sources and a perfect companion to standard reference sources. (Includes an index of candidates.)

by Clark H. Bensen. **POLIDATA® DEMOGRAPHIC & POLITICAL GUIDES**

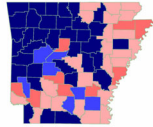
11.0 x 8.5 x 2.5 inches, 5 lb. total. 938 pp. ISBN 1-57708-805-0 \$150.00 2003, Polidata.

1. New edition. 2. All pages 8.5 x 11 inches. 3. Library binding in blue buckram cloth. 4. Order Info: [See Notes](#)

A. Purchase price includes FREE TWO YEAR Subscription to the online edition. B. Online Subscription alone: \$120.00 for TWO YEAR license. See sample pages below. C. Also available in CD-ROM Edition: \$155.00 postpaid.

### ELECTION HISTORY FOR ARKANSAS

COUNTIES AND MEDIA MARKETS, 2003-2004 EDITION



POLIDATA® ELECTION YEARBOOKS  
Clark H. Bensen  
2003, Polidata, Inc.  
www.polidata.com

Front Page

### ELECTION HISTORY FOR ARKANSAS

COUNTIES AND MEDIA MARKETS, 2003-2004 EDITION

**Organization of the Book**  
1. **County Map.** A county-level thematic map summarizes the geographic distribution of the political...  
2. **Vote Ranking.** A county-by-county listing for the most popular counties ranked by total votes...  
3. **State Summary.** A table listing the county voting summaries and their political factors for the...  
4. **Vote Listing for Markets.** Summary data for selected areas in markets may be included...  
5. **Vote Listing for Counties.** Summary data for selected areas in counties may be included...  
6. **Market Summary.** Summary data for selected areas in markets may be included...  
7. **Market Summary.** Summary data for selected areas in markets may be included...  
8. **Market Summary.** Summary data for selected areas in markets may be included...  
9. **Market Summary.** Summary data for selected areas in markets may be included...  
10. **Market Summary.** Summary data for selected areas in markets may be included...

### ORGANIZATION OF THE BOOK

**VOTE LISTING SECTION** summarizes the race and lists county-level detail for selected areas...  
1. **County Map.** A county-level thematic map summarizes the geographic distribution of the political...  
2. **Vote Ranking.** A county-by-county listing for the most popular counties ranked by total votes...  
3. **State Summary.** A table listing the county voting summaries and their political factors for the...  
4. **Vote Listing for Markets.** Summary data for selected areas in markets may be included...  
5. **Vote Listing for Counties.** Summary data for selected areas in counties may be included...  
6. **Market Summary.** Summary data for selected areas in markets may be included...  
7. **Market Summary.** Summary data for selected areas in markets may be included...  
8. **Market Summary.** Summary data for selected areas in markets may be included...  
9. **Market Summary.** Summary data for selected areas in markets may be included...  
10. **Market Summary.** Summary data for selected areas in markets may be included...

POLIDATA® DEMOGRAPHIC & POLITICAL GUIDES  
Clark H. Bensen  
2003, Polidata, Inc.  
www.polidata.com

Back Page

### ELECTION HISTORY FOR ARKANSAS

Counties and Media Markets, 2003-2004 Edition

Contents

Organization of the Book

INTERNET USER MATERIAL

Index

State Summary

County Rank Region Maps

VOTE SUMMARY SECTION

Maps, Text and Summary Tables for Selected Counties, Regions/Markets

VOTE HISTORY FOR COUNTIES

MARKETS, REGIONS & MEDIA CENTERS

A. Selected Counties

B. Selected Regions

C. Selected Markets, Sorted by Republican %

APPENDIX

General Election Results by Candidate

Alphabetical Candidate Index

Book Org.

### Election Membership Grid

ARKANSAS 1920-1990

Office	1920	1924	1928	1932	1936	1940
U.S. President	.....	.....	.....	.....	.....	.....
U.S. Senator	.....	.....	.....	.....	.....	.....
Governor	.....	.....	.....	.....	.....	.....
U.S. Governor	.....	.....	.....	.....	.....	.....
Sec. of State	.....	.....	.....	.....	.....	.....
Atty. General	.....	.....	.....	.....	.....	.....
Treasurer	.....	.....	.....	.....	.....	.....
Auditor	.....	.....	.....	.....	.....	.....
Land Comm.	.....	.....	.....	.....	.....	.....
State Senate	.....	.....	.....	.....	.....	.....
State House	.....	.....	.....	.....	.....	.....
Water Regulation	.....	.....	.....	.....	.....	.....
Water Transfer	.....	.....	.....	.....	.....	.....

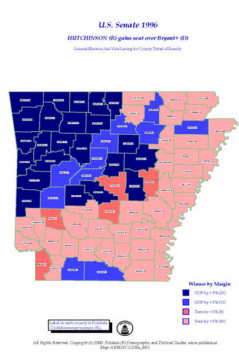
Election Calendar

### Races Included in Vote Listings and Vote History Mini-Reports

ARKANSAS, 1920-2002

Year	Office	1920	1924	1928	1932	1936	1940	1944	1948	1952	1956	1960	1964	1968	1972	1976	1980	1984	1988	1992	1996	2000	2002	
1920	U.S. President	.....	.....	.....	.....	.....	.....	.....	.....	.....	.....	.....	.....	.....	.....	.....	.....	.....	.....	.....	.....	.....	.....	.....
1924	U.S. Senator	.....	.....	.....	.....	.....	.....	.....	.....	.....	.....	.....	.....	.....	.....	.....	.....	.....	.....	.....	.....	.....	.....	.....
1928	Governor	.....	.....	.....	.....	.....	.....	.....	.....	.....	.....	.....	.....	.....	.....	.....	.....	.....	.....	.....	.....	.....	.....	.....
1932	U.S. Governor	.....	.....	.....	.....	.....	.....	.....	.....	.....	.....	.....	.....	.....	.....	.....	.....	.....	.....	.....	.....	.....	.....	.....
1936	Sec. of State	.....	.....	.....	.....	.....	.....	.....	.....	.....	.....	.....	.....	.....	.....	.....	.....	.....	.....	.....	.....	.....	.....	.....
1940	Atty. General	.....	.....	.....	.....	.....	.....	.....	.....	.....	.....	.....	.....	.....	.....	.....	.....	.....	.....	.....	.....	.....	.....	.....
1944	Treasurer	.....	.....	.....	.....	.....	.....	.....	.....	.....	.....	.....	.....	.....	.....	.....	.....	.....	.....	.....	.....	.....	.....	.....
1948	Auditor	.....	.....	.....	.....	.....	.....	.....	.....	.....	.....	.....	.....	.....	.....	.....	.....	.....	.....	.....	.....	.....	.....	.....
1952	Land Comm.	.....	.....	.....	.....	.....	.....	.....	.....	.....	.....	.....	.....	.....	.....	.....	.....	.....	.....	.....	.....	.....	.....	.....
1956	State Senate	.....	.....	.....	.....	.....	.....	.....	.....	.....	.....	.....	.....	.....	.....	.....	.....	.....	.....	.....	.....	.....	.....	.....
1960	State House	.....	.....	.....	.....	.....	.....	.....	.....	.....	.....	.....	.....	.....	.....	.....	.....	.....	.....	.....	.....	.....	.....	.....
1964	Water Regulation	.....	.....	.....	.....	.....	.....	.....	.....	.....	.....	.....	.....	.....	.....	.....	.....	.....	.....	.....	.....	.....	.....	.....
1968	Water Transfer	.....	.....	.....	.....	.....	.....	.....	.....	.....	.....	.....	.....	.....	.....	.....	.....	.....	.....	.....	.....	.....	.....	.....

Races Included



Race Summary Map

### Market Summary

ARKANSAS

Market	1992	1996	2000	2002
Arkansas	.....	.....	.....	.....
Rockefeller Wins	.....	.....	.....	.....
LI Governor, 1996	.....	.....	.....	.....

Market Summary



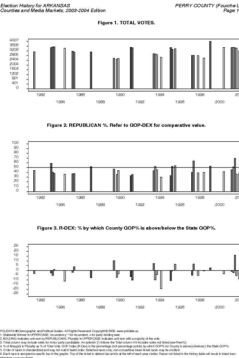
County Locator Map

### History-Statelikes

Arkansas

Year	Office	1920	1924	1928	1932	1936	1940	1944	1948	1952	1956	1960	1964	1968	1972	1976	1980	1984	1988	1992	1996	2000	2002	
1920	U.S. President	.....	.....	.....	.....	.....	.....	.....	.....	.....	.....	.....	.....	.....	.....	.....	.....	.....	.....	.....	.....	.....	.....	.....
1924	U.S. Senator	.....	.....	.....	.....	.....	.....	.....	.....	.....	.....	.....	.....	.....	.....	.....	.....	.....	.....	.....	.....	.....	.....	.....
1928	Governor	.....	.....	.....	.....	.....	.....	.....	.....	.....	.....	.....	.....	.....	.....	.....	.....	.....	.....	.....	.....	.....	.....	.....
1932	U.S. Governor	.....	.....	.....	.....	.....	.....	.....	.....	.....	.....	.....	.....	.....	.....	.....	.....	.....	.....	.....	.....	.....	.....	.....
1936	Sec. of State	.....	.....	.....	.....	.....	.....	.....	.....	.....	.....	.....	.....	.....	.....	.....	.....	.....	.....	.....	.....	.....	.....	.....
1940	Atty. General	.....	.....	.....	.....	.....	.....	.....	.....	.....	.....	.....	.....	.....	.....	.....	.....	.....	.....	.....	.....	.....	.....	.....
1944	Treasurer	.....	.....	.....	.....	.....	.....	.....	.....	.....	.....	.....	.....	.....	.....	.....	.....	.....	.....	.....	.....	.....	.....	.....
1948	Auditor	.....	.....	.....	.....	.....	.....	.....	.....	.....	.....	.....	.....	.....	.....	.....	.....	.....	.....	.....	.....	.....	.....	.....
1952	Land Comm.	.....	.....	.....	.....	.....	.....	.....	.....	.....	.....	.....	.....	.....	.....	.....	.....	.....	.....	.....	.....	.....	.....	.....
1956	State Senate	.....	.....	.....	.....	.....	.....	.....	.....	.....	.....	.....	.....	.....	.....	.....	.....	.....	.....	.....	.....	.....	.....	.....
1960	State House	.....	.....	.....	.....	.....	.....	.....	.....	.....	.....	.....	.....	.....	.....	.....	.....	.....	.....	.....	.....	.....	.....	.....
1964	Water Regulation	.....	.....	.....	.....	.....	.....	.....	.....	.....	.....	.....	.....	.....	.....	.....	.....	.....	.....	.....	.....	.....	.....	.....
1968	Water Transfer	.....	.....	.....	.....	.....	.....	.....	.....	.....	.....	.....	.....	.....	.....	.....	.....	.....	.....	.....	.....	.....	.....	.....

History-Statelikes



Column Charts

### Ranked by GOP%

Arkansas

Market	1992	1996	2000	2002
Arkansas	.....	.....	.....	.....
Rockefeller Wins	.....	.....	.....	.....
LI Governor, 1996	.....	.....	.....	.....

Ranked by GOP%

Click on sample thumbnails above for adobe .pdf format. Color graphic pages will take longer to download than report samples.