

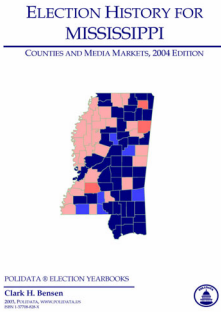
ELECTION HISTORY FOR MISSISSIPPI

Counties and Media Markets, 2004 Edition.


ELECTION RACE SUMMARIES for statewide general election offices and **VOTE HISTORIES** for all counties and media markets for Presidential elections since 1920 and for statewide elections since the 1980s. A six-page Mini-Report creates an **ELECTION PROFILE** for each county and market that also includes hard-to-find, yet analytically important, 'down-ticket' races. A convenient summary of information from multiple sources and a perfect companion to standard reference sources. (Includes an index of candidates.)

by Clark H. Bensen. **POLIDATA® DEMOGRAPHIC & POLITICAL GUIDES**


11.0 x 8.5 x 3.0 inches, 6 lb. total. 984 pp. ISBN 1-57708-828-X \$154.00 2003, Polidata.
 1. New edition. 2. All pages 8.5 x 11 inches. 3. Library binding in blue buckram cloth. 4. Order Info: [See Notes](#)
 A. Purchase price includes FREE TWO YEAR Subscription to the online edition. B. Online Subscription alone: \$120.00 for TWO YEAR license. See sample pages below. C. Also available in CD-ROM Edition: \$155.00 postpaid.




Front Page



Back Page



Book Org.



Contents

Election Membership Grid MISSISSIPPI 1982-1991

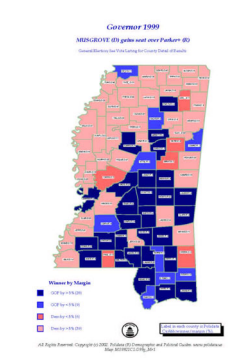
Office	1982-1989	1990-1991	1992-1993	1994-1995	1996-1997
U.S. President	MISSISSIPPI (2)				
U.S. Senator	MISSISSIPPI (2)	MISSISSIPPI (2)	MISSISSIPPI (2)	MISSISSIPPI (2)	MISSISSIPPI (2)
Governor	MISSISSIPPI (2)	MISSISSIPPI (2)	MISSISSIPPI (2)	MISSISSIPPI (2)	MISSISSIPPI (2)
Att. Governor	MISSISSIPPI (2)	MISSISSIPPI (2)	MISSISSIPPI (2)	MISSISSIPPI (2)	MISSISSIPPI (2)
Sec. of State	MISSISSIPPI (2)	MISSISSIPPI (2)	MISSISSIPPI (2)	MISSISSIPPI (2)	MISSISSIPPI (2)
Atty. General	MISSISSIPPI (2)	MISSISSIPPI (2)	MISSISSIPPI (2)	MISSISSIPPI (2)	MISSISSIPPI (2)
Auditor	MISSISSIPPI (2)	MISSISSIPPI (2)	MISSISSIPPI (2)	MISSISSIPPI (2)	MISSISSIPPI (2)
Treasurer	MISSISSIPPI (2)	MISSISSIPPI (2)	MISSISSIPPI (2)	MISSISSIPPI (2)	MISSISSIPPI (2)
Agriculture	MISSISSIPPI (2)	MISSISSIPPI (2)	MISSISSIPPI (2)	MISSISSIPPI (2)	MISSISSIPPI (2)
Insurance Comm.	MISSISSIPPI (2)	MISSISSIPPI (2)	MISSISSIPPI (2)	MISSISSIPPI (2)	MISSISSIPPI (2)
State Senate	MISSISSIPPI (2)	MISSISSIPPI (2)	MISSISSIPPI (2)	MISSISSIPPI (2)	MISSISSIPPI (2)
State House	MISSISSIPPI (2)	MISSISSIPPI (2)	MISSISSIPPI (2)	MISSISSIPPI (2)	MISSISSIPPI (2)
Voter Registration	MISSISSIPPI (2)	MISSISSIPPI (2)	MISSISSIPPI (2)	MISSISSIPPI (2)	MISSISSIPPI (2)
Voter Turnout	MISSISSIPPI (2)	MISSISSIPPI (2)	MISSISSIPPI (2)	MISSISSIPPI (2)	MISSISSIPPI (2)

Election Calendar

Races Included in Vote Listings and Vote History Mini-Reports MISSISSIPPI, 1920-2003

Year	Office	1920	1924	1928	1932	1936	1940	1944	1948	1952	1956	1960	1964	1968	1972	1976	1980	1984	1988	1992	1996	2000	2004		
1920	U.S. President	2	2	2	2	2	2	2	2	2	2	2	2	2	2	2	2	2	2	2	2	2	2	2	
1924	U.S. Senator	2	2	2	2	2	2	2	2	2	2	2	2	2	2	2	2	2	2	2	2	2	2	2	2
1928	Governor	2	2	2	2	2	2	2	2	2	2	2	2	2	2	2	2	2	2	2	2	2	2	2	2
1932	Att. Governor	2	2	2	2	2	2	2	2	2	2	2	2	2	2	2	2	2	2	2	2	2	2	2	2
1936	Sec. of State	2	2	2	2	2	2	2	2	2	2	2	2	2	2	2	2	2	2	2	2	2	2	2	2
1940	Atty. General	2	2	2	2	2	2	2	2	2	2	2	2	2	2	2	2	2	2	2	2	2	2	2	2
1944	Auditor	2	2	2	2	2	2	2	2	2	2	2	2	2	2	2	2	2	2	2	2	2	2	2	2
1948	Treasurer	2	2	2	2	2	2	2	2	2	2	2	2	2	2	2	2	2	2	2	2	2	2	2	2
1952	Agriculture	2	2	2	2	2	2	2	2	2	2	2	2	2	2	2	2	2	2	2	2	2	2	2	2
1956	Insurance Comm.	2	2	2	2	2	2	2	2	2	2	2	2	2	2	2	2	2	2	2	2	2	2	2	2
1960	State Senate	2	2	2	2	2	2	2	2	2	2	2	2	2	2	2	2	2	2	2	2	2	2	2	2
1964	State House	2	2	2	2	2	2	2	2	2	2	2	2	2	2	2	2	2	2	2	2	2	2	2	2
1968	Voter Registration	2	2	2	2	2	2	2	2	2	2	2	2	2	2	2	2	2	2	2	2	2	2	2	2
1972	Voter Turnout	2	2	2	2	2	2	2	2	2	2	2	2	2	2	2	2	2	2	2	2	2	2	2	2

Races Included



Race Summary Map

Market Summary Table

Market	1980	1984	1988	1992	1996	2000
MEMPHIS	58%	55%	52%	49%	46%	43%
JACKSON	55%	52%	49%	46%	43%	40%
MEMPHIS METRO	56%	53%	50%	47%	44%	41%
JACKSON METRO	54%	51%	48%	45%	42%	39%
MEMPHIS METRO (2000)	57%	54%	51%	48%	45%	42%
JACKSON METRO (2000)	55%	52%	49%	46%	43%	40%

Market Summary

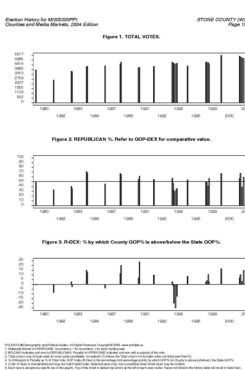


County Locator Map

Stone County History by MISSISSIPPI

Year	Office	1980	1984	1988	1992	1996	2000
2003	U.S. President	2	2	2	2	2	2
1999	U.S. Senator	2	2	2	2	2	2
1995	Governor	2	2	2	2	2	2
1991	Att. Governor	2	2	2	2	2	2
1987	Sec. of State	2	2	2	2	2	2
1983	Atty. General	2	2	2	2	2	2
1979	Auditor	2	2	2	2	2	2
1975	Treasurer	2	2	2	2	2	2
1971	Agriculture	2	2	2	2	2	2
1967	Insurance Comm.	2	2	2	2	2	2
1963	State Senate	2	2	2	2	2	2
1959	State House	2	2	2	2	2	2
1955	Voter Registration	2	2	2	2	2	2
1951	Voter Turnout	2	2	2	2	2	2

History-Statelwides



Column Charts

Stone County History by MISSISSIPPI

Year	Office	1980	1984	1988	1992	1996	2000
2003	U.S. President	2	2	2	2	2	2
1999	U.S. Senator	2	2	2	2	2	2
1995	Governor	2	2	2	2	2	2
1991	Att. Governor	2	2	2	2	2	2
1987	Sec. of State	2	2	2	2	2	2
1983	Atty. General	2	2	2	2	2	2
1979	Auditor	2	2	2	2	2	2
1975	Treasurer	2	2	2	2	2	2
1971	Agriculture	2	2	2	2	2	2
1967	Insurance Comm.	2	2	2	2	2	2
1963	State Senate	2	2	2	2	2	2
1959	State House	2	2	2	2	2	2
1955	Voter Registration	2	2	2	2	2	2
1951	Voter Turnout	2	2	2	2	2	2

Ranked by GOP%

Click on sample thumbnails above for adobe .pdf format. Color graphic pages will take longer to download than report samples.