

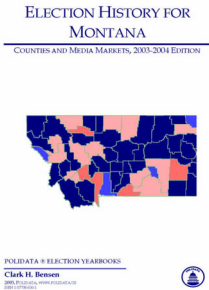
# ELECTION HISTORY FOR MONTANA

## Counties and Media Markets, 2003-2004 Edition.


Election RACE SUMMARIES for statewide general election offices and VOTE HISTORIES for all counties and media markets for Presidential elections since 1920 and for statewide elections since the 1980s. A six-page Mini-Report creates an ELECTION PROFILE for each county and market that also includes hard-to-find, yet analytically important, 'down-ticket' races. A convenient summary of information from multiple sources and a perfect companion to standard reference sources. (Includes an index of candidates.)

by Clark H. Bensen. POLIDATA® DEMOGRAPHIC & POLITICAL GUIDES


11.0 x 8.5 x 2.0 inches, 5 lb. 804 pp. ISBN 1-57708-830-1 \$140.00 2003, Polidata.  
 1. New edition. 2. All pages 8.5 x 11 inches. 3. Library binding in blue buckram cloth. 4. Order Info: [See Notes](#)  
 A. Purchase price includes FREE TWO YEAR Subscription to the online edition. B. Online Subscription alone: \$120.00 for TWO YEAR license. See sample pages below.. C. Also available in CD-ROM Edition: \$155.00 postpaid.




Front Page



Back Page



Book Org.



Contents

Election History for MONTANA  
 Counties and Media Markets, 2003-2004 Edition  
 Page 102 of 817

| Office         | 1980       | 1984 | 1988 | 1992 | 1996 |
|----------------|------------|------|------|------|------|
| U.S. President | Reagan (R) | ...  | ...  | ...  | ...  |
| U.S. Senator   | ...        | ...  | ...  | ...  | ...  |
| U.S. House     | ...        | ...  | ...  | ...  | ...  |
| Governor       | ...        | ...  | ...  | ...  | ...  |
| U.S. District  | ...        | ...  | ...  | ...  | ...  |
| State of State | ...        | ...  | ...  | ...  | ...  |
| Atty. General  | ...        | ...  | ...  | ...  | ...  |
| Auditor        | ...        | ...  | ...  | ...  | ...  |
| Education      | ...        | ...  | ...  | ...  | ...  |
| Sup. of Court  | ...        | ...  | ...  | ...  | ...  |
| State Senate   | ...        | ...  | ...  | ...  | ...  |
| State House    | ...        | ...  | ...  | ...  | ...  |
| Major Parties  | ...        | ...  | ...  | ...  | ...  |
| Minor Parties  | ...        | ...  | ...  | ...  | ...  |

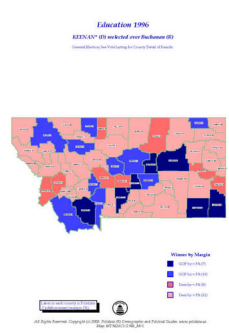
Election Calendar

Election History for MONTANA  
 Counties and Media Markets, 2003-2004 Edition  
 Page 107 of 817

Races Included in Vote Listings and Vote History Mini-Reports  
 MONTANA, 1920-2000

| Year | Office    | Inc | Rep | Dem | Other | Blank |
|------|-----------|-----|-----|-----|-------|-------|
| 1920 | President | 1   | 1   | 0   | 0     | 0     |
| 1924 | President | 1   | 1   | 0   | 0     | 0     |
| 1928 | President | 1   | 1   | 0   | 0     | 0     |
| 1932 | President | 1   | 1   | 0   | 0     | 0     |
| 1936 | President | 1   | 1   | 0   | 0     | 0     |
| 1940 | President | 1   | 1   | 0   | 0     | 0     |
| 1944 | President | 1   | 1   | 0   | 0     | 0     |
| 1948 | President | 1   | 1   | 0   | 0     | 0     |
| 1952 | President | 1   | 1   | 0   | 0     | 0     |
| 1956 | President | 1   | 1   | 0   | 0     | 0     |
| 1960 | President | 1   | 1   | 0   | 0     | 0     |
| 1964 | President | 1   | 1   | 0   | 0     | 0     |
| 1968 | President | 1   | 1   | 0   | 0     | 0     |
| 1972 | President | 1   | 1   | 0   | 0     | 0     |
| 1976 | President | 1   | 1   | 0   | 0     | 0     |
| 1980 | President | 1   | 1   | 0   | 0     | 0     |
| 1984 | President | 1   | 1   | 0   | 0     | 0     |
| 1988 | President | 1   | 1   | 0   | 0     | 0     |
| 1992 | President | 1   | 1   | 0   | 0     | 0     |
| 1996 | President | 1   | 1   | 0   | 0     | 0     |

Races Included



Race Summary Map

Election History for MONTANA  
 Counties and Media Markets, 2003-2004 Edition  
 Page 109 of 817

Market Summary

| Market      | 1920 | 1924 | 1928 | 1932 | 1936 | 1940 | 1944 | 1948 | 1952 | 1956 | 1960 | 1964 | 1968 | 1972 | 1976 | 1980 | 1984 | 1988 | 1992 | 1996 |     |
|-------------|------|------|------|------|------|------|------|------|------|------|------|------|------|------|------|------|------|------|------|------|-----|
| Billings    | ...  | ...  | ...  | ...  | ...  | ...  | ...  | ...  | ...  | ...  | ...  | ...  | ...  | ...  | ...  | ...  | ...  | ...  | ...  | ...  | ... |
| Butte       | ...  | ...  | ...  | ...  | ...  | ...  | ...  | ...  | ...  | ...  | ...  | ...  | ...  | ...  | ...  | ...  | ...  | ...  | ...  | ...  | ... |
| Helena      | ...  | ...  | ...  | ...  | ...  | ...  | ...  | ...  | ...  | ...  | ...  | ...  | ...  | ...  | ...  | ...  | ...  | ...  | ...  | ...  | ... |
| Great Falls | ...  | ...  | ...  | ...  | ...  | ...  | ...  | ...  | ...  | ...  | ...  | ...  | ...  | ...  | ...  | ...  | ...  | ...  | ...  | ...  | ... |
| Missoula    | ...  | ...  | ...  | ...  | ...  | ...  | ...  | ...  | ...  | ...  | ...  | ...  | ...  | ...  | ...  | ...  | ...  | ...  | ...  | ...  | ... |
| Bozeman     | ...  | ...  | ...  | ...  | ...  | ...  | ...  | ...  | ...  | ...  | ...  | ...  | ...  | ...  | ...  | ...  | ...  | ...  | ...  | ...  | ... |
| Butte       | ...  | ...  | ...  | ...  | ...  | ...  | ...  | ...  | ...  | ...  | ...  | ...  | ...  | ...  | ...  | ...  | ...  | ...  | ...  | ...  | ... |
| Great Falls | ...  | ...  | ...  | ...  | ...  | ...  | ...  | ...  | ...  | ...  | ...  | ...  | ...  | ...  | ...  | ...  | ...  | ...  | ...  | ...  | ... |
| Helena      | ...  | ...  | ...  | ...  | ...  | ...  | ...  | ...  | ...  | ...  | ...  | ...  | ...  | ...  | ...  | ...  | ...  | ...  | ...  | ...  | ... |
| Missoula    | ...  | ...  | ...  | ...  | ...  | ...  | ...  | ...  | ...  | ...  | ...  | ...  | ...  | ...  | ...  | ...  | ...  | ...  | ...  | ...  | ... |
| Bozeman     | ...  | ...  | ...  | ...  | ...  | ...  | ...  | ...  | ...  | ...  | ...  | ...  | ...  | ...  | ...  | ...  | ...  | ...  | ...  | ...  | ... |

Market Summary



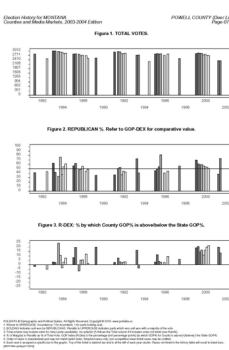
County Locator Map

Election History for MONTANA  
 Counties and Media Markets, 2003-2004 Edition  
 Page 112 of 817

History-Statewides

| Year | Office    | Inc | Rep | Dem | Other | Blank |
|------|-----------|-----|-----|-----|-------|-------|
| 1920 | President | 1   | 1   | 0   | 0     | 0     |
| 1924 | President | 1   | 1   | 0   | 0     | 0     |
| 1928 | President | 1   | 1   | 0   | 0     | 0     |
| 1932 | President | 1   | 1   | 0   | 0     | 0     |
| 1936 | President | 1   | 1   | 0   | 0     | 0     |
| 1940 | President | 1   | 1   | 0   | 0     | 0     |
| 1944 | President | 1   | 1   | 0   | 0     | 0     |
| 1948 | President | 1   | 1   | 0   | 0     | 0     |
| 1952 | President | 1   | 1   | 0   | 0     | 0     |
| 1956 | President | 1   | 1   | 0   | 0     | 0     |
| 1960 | President | 1   | 1   | 0   | 0     | 0     |
| 1964 | President | 1   | 1   | 0   | 0     | 0     |
| 1968 | President | 1   | 1   | 0   | 0     | 0     |
| 1972 | President | 1   | 1   | 0   | 0     | 0     |
| 1976 | President | 1   | 1   | 0   | 0     | 0     |
| 1980 | President | 1   | 1   | 0   | 0     | 0     |
| 1984 | President | 1   | 1   | 0   | 0     | 0     |
| 1988 | President | 1   | 1   | 0   | 0     | 0     |
| 1992 | President | 1   | 1   | 0   | 0     | 0     |
| 1996 | President | 1   | 1   | 0   | 0     | 0     |

History-Statewides



Column Charts

Election History for MONTANA  
 Counties and Media Markets, 2003-2004 Edition  
 Page 114 of 817

Ranked by GOP%

| Year | Office    | Inc | Rep | Dem | Other | Blank |
|------|-----------|-----|-----|-----|-------|-------|
| 1920 | President | 1   | 1   | 0   | 0     | 0     |
| 1924 | President | 1   | 1   | 0   | 0     | 0     |
| 1928 | President | 1   | 1   | 0   | 0     | 0     |
| 1932 | President | 1   | 1   | 0   | 0     | 0     |
| 1936 | President | 1   | 1   | 0   | 0     | 0     |
| 1940 | President | 1   | 1   | 0   | 0     | 0     |
| 1944 | President | 1   | 1   | 0   | 0     | 0     |
| 1948 | President | 1   | 1   | 0   | 0     | 0     |
| 1952 | President | 1   | 1   | 0   | 0     | 0     |
| 1956 | President | 1   | 1   | 0   | 0     | 0     |
| 1960 | President | 1   | 1   | 0   | 0     | 0     |
| 1964 | President | 1   | 1   | 0   | 0     | 0     |
| 1968 | President | 1   | 1   | 0   | 0     | 0     |
| 1972 | President | 1   | 1   | 0   | 0     | 0     |
| 1976 | President | 1   | 1   | 0   | 0     | 0     |
| 1980 | President | 1   | 1   | 0   | 0     | 0     |
| 1984 | President | 1   | 1   | 0   | 0     | 0     |
| 1988 | President | 1   | 1   | 0   | 0     | 0     |
| 1992 | President | 1   | 1   | 0   | 0     | 0     |
| 1996 | President | 1   | 1   | 0   | 0     | 0     |

Ranked by GOP%

Click on sample thumbnails above for adobe .pdf format. Color graphic pages will take longer to download than report samples.