

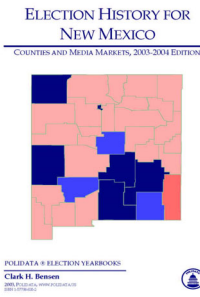
# ELECTION HISTORY FOR NEW MEXICO

## Counties and Media Markets, 2003-2004 Edition.


Election RACE SUMMARIES for statewide general election offices and VOTE HISTORIES for all counties and media markets for Presidential elections since 1920 and for statewide elections since the 1980s. A six-page Mini-Report creates an ELECTION PROFILE for each county and market that also includes hard-to-find, yet analytically important, 'down-ticket' races. A convenient summary of information from multiple sources and a perfect companion to standard reference sources. (Includes an index of candidates.)

by Clark H. Bensen. POLIDATA ® DEMOGRAPHIC & POLITICAL GUIDES


11.0 x 8.5 x 3.0 inches, 4 lb. 750 pp. ISBN 1-57708-835-2 \$136.00 2003, Polidata.  
 1. New edition. 2. All pages 8.5 x 11 inches. 3. Library binding in blue buckram cloth. 4. Order Info: [See Notes](#)  
 A. Purchase price includes FREE TWO YEAR Subscription to the online edition. B. Online Subscription alone: \$120.00 for TWO YEAR license. See sample pages below.. C. Also available in CD-ROM Edition: \$155.00 postpaid.




Front Page



Back Page



Book Org.



Contents

Election Calendar

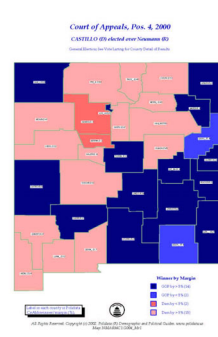
Year	1980	1984	1988	1992	1996
U.S. President	...	...	...	...	...
U.S. Senate	...	...	...	...	...
U.S. House	...	...	...	...	...
Governor	...	...	...	...	...
Sec. of State	...	...	...	...	...
At-Large	...	...	...	...	...
President	...	...	...	...	...
Atty. General	...	...	...	...	...
Corp. Comm.	...	...	...	...	...
Public Lands	...	...	...	...	...
State Senate	...	...	...	...	...
State House	...	...	...	...	...
Water Regulator	...	...	...	...	...
Water Forum	...	...	...	...	...

Election Calendar

Races Included

Year	1980	1984	1988	1992	1996
U.S. President	...	...	...	...	...
U.S. Senate	...	...	...	...	...
U.S. House	...	...	...	...	...
Governor	...	...	...	...	...
Sec. of State	...	...	...	...	...
At-Large	...	...	...	...	...
President	...	...	...	...	...
Atty. General	...	...	...	...	...
Corp. Comm.	...	...	...	...	...
Public Lands	...	...	...	...	...
State Senate	...	...	...	...	...
State House	...	...	...	...	...
Water Regulator	...	...	...	...	...
Water Forum	...	...	...	...	...

Races Included

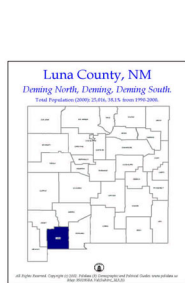


Race Summary Map

Market Summary

Market	1980	1984	1988	1992	1996
Albuquerque	...	...	...	...	...
Las Cruces	...	...	...	...	...
Las Vegas	...	...	...	...	...
Phoenix	...	...	...	...	...
San Antonio	...	...	...	...	...
San Diego	...	...	...	...	...
San Jose	...	...	...	...	...
Seattle	...	...	...	...	...
Wash. DC	...	...	...	...	...

Market Summary

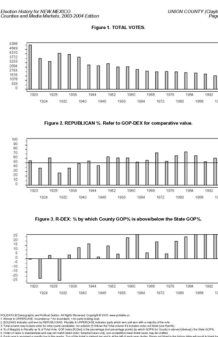


County Locator Map

History-Statewides

Year	1980	1984	1988	1992	1996
U.S. President	...	...	...	...	...
U.S. Senate	...	...	...	...	...
U.S. House	...	...	...	...	...
Governor	...	...	...	...	...
Sec. of State	...	...	...	...	...
At-Large	...	...	...	...	...
President	...	...	...	...	...
Atty. General	...	...	...	...	...
Corp. Comm.	...	...	...	...	...
Public Lands	...	...	...	...	...
State Senate	...	...	...	...	...
State House	...	...	...	...	...
Water Regulator	...	...	...	...	...
Water Forum	...	...	...	...	...

History-Statewides



Column Charts

Ranked by GOP%

County	1980	1984	1988	1992	1996
Albuquerque	...	...	...	...	...
Las Cruces	...	...	...	...	...
Las Vegas	...	...	...	...	...
Phoenix	...	...	...	...	...
San Antonio	...	...	...	...	...
San Diego	...	...	...	...	...
San Jose	...	...	...	...	...
Seattle	...	...	...	...	...
Wash. DC	...	...	...	...	...

Ranked by GOP%

Click on sample thumbnails above for adobe .pdf format. Color graphic pages will take longer to download than report samples.