

# ELECTION HISTORY FOR OHIO

## Counties and Media Markets, 2003-2004 Edition.

**Election RACE SUMMARIES** for statewide general election offices and **VOTE HISTORIES** for all counties and media markets for Presidential elections since 1920 and for statewide elections since the 1980s. A six-page Mini-Report creates an **ELECTION PROFILE** for each county and market that also includes hard-to-find, yet analytically important, 'down-ticket' races. A convenient summary of information from multiple sources and a perfect companion to standard reference sources. (Includes an index of candidates.)

by **Clark H. Bensen. POLIDATA® DEMOGRAPHIC & POLITICAL GUIDES**

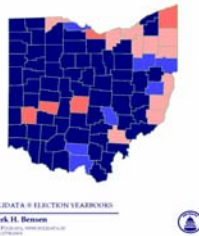
11.0 x 8.5 x 2.5 inches, 4 lb. 1046 pp. ISBN 1-57708-839-5 \$158.00 2003, Polidata.

1. New edition. 2. All pages 8.5 x 11 inches. 3. Library binding in blue buckram cloth. 4. Order Info: [See Notes](#)

A. Purchase price includes FREE TWO YEAR Subscription to the online edition. B. Online Subscription alone: \$120.00 for TWO YEAR license. See sample pages below.. C. Also available in CD-ROM Edition: \$155.00 postpaid.

### ELECTION HISTORY FOR OHIO

COUNTIES AND MEDIA MARKETS, 2003-2004 EDITION



Front Cover

### ELECTION HISTORY FOR OHIO

COUNTIES AND MEDIA MARKETS, 2003-2004 EDITION



Back Cover



Book Org.



Contents

**Election Calendar**

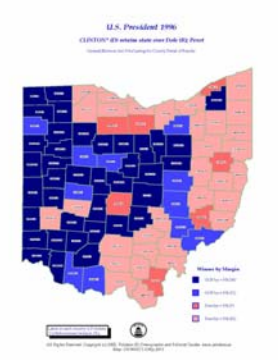
Office	1982	1984	1986	1988	1990	1992	1994	1996	1998	2000	2002
U.S. President											
U.S. Senate											
U.S. House											
Governor											
Att. General											
Att. Sec.											
Sec. of State											
Treasurer											
Sec. of Public Safety											
Sec. of Education											
Chief Justice											
State Auditor											
State Treasurer											
State Comptroller											
State Representative											
State Senator											

Election Calendar

**Races Included**

Year	Office	Inc.	Rep.	Dem.	Other	Non-Voters
1982	U.S. President	1	1	1	1	1
1984	U.S. Senate	1	1	1	1	1
1986	U.S. House	1	1	1	1	1
1988	Governor	1	1	1	1	1
1990	Att. General	1	1	1	1	1
1992	Att. Sec.	1	1	1	1	1
1994	Sec. of State	1	1	1	1	1
1996	Treasurer	1	1	1	1	1
1998	Sec. of Public Safety	1	1	1	1	1
2000	Sec. of Education	1	1	1	1	1
2002	Chief Justice	1	1	1	1	1
2003	State Auditor	1	1	1	1	1
2004	State Treasurer	1	1	1	1	1
2005	State Comptroller	1	1	1	1	1
2006	State Representative	1	1	1	1	1
2007	State Senator	1	1	1	1	1

Races Included



Race Summary Map

**Market Summary**

Market	1982	1984	1986	1988	1990	1992	1994	1996	1998	2000	2002
Columbus											
Cleveland											
Cincinnati											
Columbus											
Cleveland											
Cincinnati											
Columbus											
Cleveland											
Cincinnati											

Market Summary




County Locator Map

**History-Statewides**

Year	Office	Inc.	Rep.	Dem.	Other	Non-Voters
1982	U.S. President	1	1	1	1	1
1984	U.S. Senate	1	1	1	1	1
1986	U.S. House	1	1	1	1	1
1988	Governor	1	1	1	1	1
1990	Att. General	1	1	1	1	1
1992	Att. Sec.	1	1	1	1	1
1994	Sec. of State	1	1	1	1	1
1996	Treasurer	1	1	1	1	1
1998	Sec. of Public Safety	1	1	1	1	1
2000	Sec. of Education	1	1	1	1	1
2002	Chief Justice	1	1	1	1	1
2003	State Auditor	1	1	1	1	1
2004	State Treasurer	1	1	1	1	1
2005	State Comptroller	1	1	1	1	1
2006	State Representative	1	1	1	1	1
2007	State Senator	1	1	1	1	1

History-Statewides



Column Charts

**Ranked by GOP%**

Market	1982	1984	1986	1988	1990	1992	1994	1996	1998	2000	2002
Columbus											
Cleveland											
Cincinnati											
Columbus											
Cleveland											
Cincinnati											
Columbus											
Cleveland											
Cincinnati											

Ranked by GOP%

Click on sample thumbnails above for adobe .pdf format. Color graphic pages will take longer to download than report samples.