

# ELECTION HISTORY FOR OREGON

## Counties and Media Markets, 2003-2004 Edition.

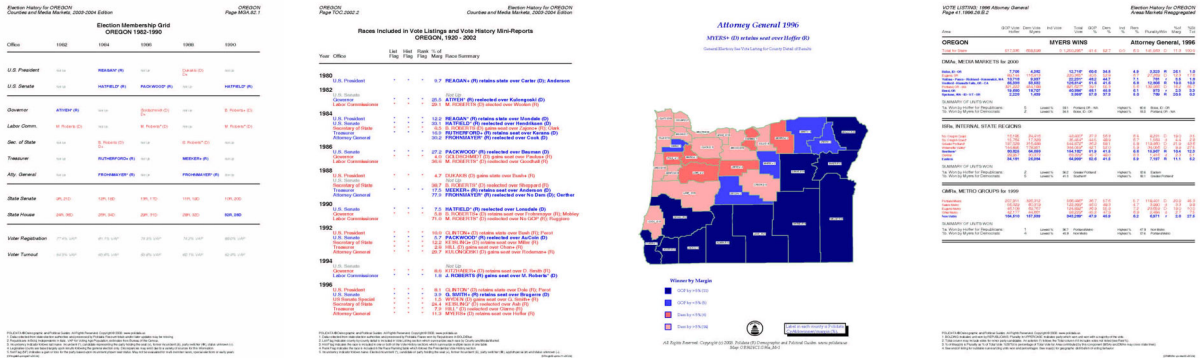

LEADER RACE SUMMARIES for statewide general election offices and VOTE HISTORIES for all counties and media markets for Presidential elections since 1920 and for statewide elections since the 1980s. A six-page Mini-Report creates an ELECTION PROFILE for each county and market that also includes hard-to-find, yet analytically important, 'down-ticket' races. A convenient summary of information from multiple sources and a perfect companion to standard reference sources. (Includes an index of candidates.)

by Clark H. Bensen. POLIDATA® DEMOGRAPHIC & POLITICAL GUIDES

11.0 x 8.5 x 3.0 inches, 6 lb. total. 632 pp. ISBN 1-57708-841-7 \$127.00 2003, Polidata.

1. New edition. 2. All pages 8.5 x 11 inches. 3. Library binding in blue buckram cloth. 4. Order Info: See Notes

A. Purchase price includes FREE TWO YEAR Subscription to the online edition. B. Online Subscription alone: \$120.00 for TWO YEAR license. See sample pages below. C. Also available in CD-ROM Edition: \$155.00 postpaid.



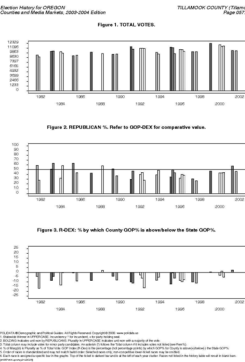
Election Calendar Races Included Race Summary Map Market Summary



County Locator Map

Year	Dem	Rep	Other	Dem %	Rep %	Other %
2002	1,500	2,500	100	37.5	61.5	1.0
2000	1,800	2,200	100	44.7	55.3	0.0
1998	2,200	1,800	100	55.3	44.7	0.0
1996	2,500	1,500	100	61.5	37.5	0.0
1994	2,800	1,200	100	70.0	30.0	0.0
1992	3,200	800	100	80.0	20.0	0.0
1990	3,500	700	100	83.3	16.7	0.0
1988	3,800	600	100	86.7	13.3	0.0
1986	4,100	500	100	89.2	10.8	0.0
1984	4,400	400	100	91.7	8.3	0.0
1982	4,700	300	100	94.0	6.0	0.0

History-Statelides



Column Charts

Year	Dem	Rep	Other	Dem %	Rep %	Other %
2002	1,500	2,500	100	37.5	61.5	1.0
2000	1,800	2,200	100	44.7	55.3	0.0
1998	2,200	1,800	100	55.3	44.7	0.0
1996	2,500	1,500	100	61.5	37.5	0.0
1994	2,800	1,200	100	70.0	30.0	0.0
1992	3,200	800	100	80.0	20.0	0.0
1990	3,500	700	100	83.3	16.7	0.0
1988	3,800	600	100	86.7	13.3	0.0
1986	4,100	500	100	89.2	10.8	0.0
1984	4,400	400	100	91.7	8.3	0.0
1982	4,700	300	100	94.0	6.0	0.0

Ranked by GOP%

Click on sample thumbnails above for adobe .pdf format. Color graphic pages will take longer to download than report samples.