

ELECTION HISTORY FOR PENNSYLVANIA

Counties and Media Markets, 2003-2004 Edition.

LEAD RACE SUMMARIES for statewide general election offices and VOTE HISTORIES for all counties and media markets for Presidential elections since 1920 and for statewide elections since the 1980s. A six-page Mini-Report creates an ELECTION PROFILE for each county and market that also includes hard-to-find, yet analytically important, 'down-ticket' races. A convenient summary of information from multiple sources and a perfect companion to standard reference sources. (Includes an index of candidates.)

by Clark H. Bensen. POLIDATA® DEMOGRAPHIC & POLITICAL GUIDES

11.0 x 8.5 x 2.5 inches, 4 lb. 856 pp. ISBN 1-57708-842-5 \$144.00 2003, Poldata.

1. New edition. 2. All pages 8.5 x 11 inches. 3. Library binding in blue buckram cloth. 4. Order Info: [See Notes](#)
A. Purchase price includes FREE TWO YEAR Subscription to the online edition. B. Online Subscription alone: \$120.00 for TWO YEAR license. See sample pages below.. C. Also available in CD-ROM Edition: \$155.00 postpaid.




Front Page



Back Page



Book Org.



Contents

Office	1988	1992	1996	2000
U.S. President	Nov 03	Nov 05	Nov 05	Nov 03
U.S. Senate	Nov 03	Nov 05	Nov 05	Nov 03
U.S. House	Nov 03	Nov 05	Nov 05	Nov 03
Governor	Nov 03	Nov 05	Nov 05	Nov 03
Att. Gen.	Nov 03	Nov 05	Nov 05	Nov 03
Justice	Nov 03	Nov 05	Nov 05	Nov 03
State Senate	Nov 03	Nov 05	Nov 05	Nov 03
State House	Nov 03	Nov 05	Nov 05	Nov 03
Other	Nov 03	Nov 05	Nov 05	Nov 03

Election Calendar

Year	Office	Inc.	Rep.	Dem.	Non-Majorities
1920	U.S. President	1	1	1	1
1924	U.S. President	1	1	1	1
1928	U.S. President	1	1	1	1
1932	U.S. President	1	1	1	1
1936	U.S. President	1	1	1	1
1940	U.S. President	1	1	1	1
1944	U.S. President	1	1	1	1
1948	U.S. President	1	1	1	1
1952	U.S. President	1	1	1	1
1956	U.S. President	1	1	1	1
1960	U.S. President	1	1	1	1
1964	U.S. President	1	1	1	1
1968	U.S. President	1	1	1	1
1972	U.S. President	1	1	1	1
1976	U.S. President	1	1	1	1
1980	U.S. President	1	1	1	1
1984	U.S. President	1	1	1	1
1988	U.S. President	1	1	1	1
1992	U.S. President	1	1	1	1
1996	U.S. President	1	1	1	1
2000	U.S. President	1	1	1	1

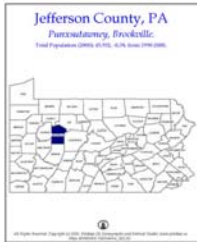
Races Included



Race Summary Map

Market	1988	1992	1996	2000
PHILADELPHIA	100	100	100	100
PITTSBURGH	100	100	100	100
SCRANTON	100	100	100	100
STATE COLLEGE	100	100	100	100
WILKES BARRE	100	100	100	100
YORK	100	100	100	100


Market Summary



County Locator Map

Year	Office	Inc.	Rep.	Dem.	Non-Majorities
1920	U.S. President	1	1	1	1
1924	U.S. President	1	1	1	1
1928	U.S. President	1	1	1	1
1932	U.S. President	1	1	1	1
1936	U.S. President	1	1	1	1
1940	U.S. President	1	1	1	1
1944	U.S. President	1	1	1	1
1948	U.S. President	1	1	1	1
1952	U.S. President	1	1	1	1
1956	U.S. President	1	1	1	1
1960	U.S. President	1	1	1	1
1964	U.S. President	1	1	1	1
1968	U.S. President	1	1	1	1
1972	U.S. President	1	1	1	1
1976	U.S. President	1	1	1	1
1980	U.S. President	1	1	1	1
1984	U.S. President	1	1	1	1
1988	U.S. President	1	1	1	1
1992	U.S. President	1	1	1	1
1996	U.S. President	1	1	1	1
2000	U.S. President	1	1	1	1

History-Statewides



Column Charts

Year	Office	Inc.	Rep.	Dem.	Non-Majorities
1920	U.S. President	1	1	1	1
1924	U.S. President	1	1	1	1
1928	U.S. President	1	1	1	1
1932	U.S. President	1	1	1	1
1936	U.S. President	1	1	1	1
1940	U.S. President	1	1	1	1
1944	U.S. President	1	1	1	1
1948	U.S. President	1	1	1	1
1952	U.S. President	1	1	1	1
1956	U.S. President	1	1	1	1
1960	U.S. President	1	1	1	1
1964	U.S. President	1	1	1	1
1968	U.S. President	1	1	1	1
1972	U.S. President	1	1	1	1
1976	U.S. President	1	1	1	1
1980	U.S. President	1	1	1	1
1984	U.S. President	1	1	1	1
1988	U.S. President	1	1	1	1
1992	U.S. President	1	1	1	1
1996	U.S. President	1	1	1	1
2000	U.S. President	1	1	1	1

Ranked by GOP%

Click on sample thumbnails above for adobe .pdf format. Color graphic pages will take longer to download than report samples.