

ELECTION HISTORY FOR VIRGINIA

Counties and Media Markets, 2003-2004 Edition.

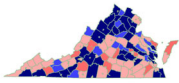
Election RACE SUMMARIES for statewide general election offices and **VOTE HISTORIES** for all counties and media markets for Presidential elections since 1920 and for statewide elections since the 1980s. A six-page Mini-Report creates an **ELECTION PROFILE** for each county and market that also includes hard-to-find, yet analytically important, 'down-ticket' races. A convenient summary of information from multiple sources and a perfect companion to standard reference sources. (Includes an index of candidates.)

by Clark H. Bensen. POLIDATA® DEMOGRAPHIC & POLITICAL GUIDES

2(11.0 x 8.5 x 2.0 inches), 8 lb. total. 1,274 pp. ISBN 1-57708-851-4 \$196.00 2003, Polidata.
1. New edition. 2. All pages 8.5 x 11 inches. 3. Library binding in blue buckram cloth. 4. Order Info: [See Notes](#)
A. Purchase price includes FREE TWO YEAR Subscription to the online edition. B. Online Subscription alone: \$120.00 for TWO YEAR license. See sample pages below. C. Also available in CD-ROM Edition: \$155.00 postpaid.

ELECTION HISTORY FOR VIRGINIA

COUNTIES AND MEDIA MARKETS, 2003-2004 EDITION



POLIDATA® ELECTION YEARBOOKS
Clark H. Bensen
2003 EDITION, 1100 PAGES, 8.5 X 11 INCHES

Front Page

ELECTION HISTORY FOR VIRGINIA

COUNTIES AND MEDIA MARKETS, 2003-2004 EDITION

This book offers a complete, up-to-date summary of all races and all vote histories for all counties and media markets for Presidential and Congressional elections since 1920 and for all state and local elections since 1980. It includes a complete summary of all races and all vote histories for all counties and media markets for Presidential and Congressional elections since 1920 and for all state and local elections since 1980. It includes a complete summary of all races and all vote histories for all counties and media markets for Presidential and Congressional elections since 1920 and for all state and local elections since 1980.



Back Page

ORGANIZATION OF THE BOOK

VOTE LISTING SECTION: summarizes the race and lists county-level detail for selected races for Presidential and Congressional elections.

- 1. County Map. A county-level thematic map summarizes the geographic distribution of the political spectrum.
- 2. Vote Ranking. A county-level thematic map summarizes the geographic distribution of the political spectrum.
- 3. State Summary. A state-level thematic map summarizes the geographic distribution of the political spectrum.
- 4. Vote Listing by Market. Summary data for selected races in markets may be included.

VOTE HISTORIES SECTION: provides a comprehensive summary of all national races for each county and media market since 1920. This information is presented in a tabular format to enable voters to compare and contrast information on each election. Changes for each race will depend upon the type of election and the type of race.

- 5. Total Votes. A column chart showing the difference in total votes for each race.
- 6. Party Performance. A column chart showing the percentage of total votes received by the Republican candidate.
- 7. Margin of Victory. A column chart showing the margin of victory for the Republican candidate.
- 8. Margin of Victory. A column chart showing the margin of victory for the Republican candidate.

APPENDIX

- 1. County and Media Market Maps.
- 2. County and Media Market Maps.
- 3. County and Media Market Maps.
- 4. County and Media Market Maps.



ELECTION HISTORY FOR VIRGINIA

Counties and Media Markets, 2003-2004 Edition

Contents

Organization of the Book

INTERACTIVE MATERIAL

- 1. County Map
- 2. Vote Ranking
- 3. State Summary
- 4. County and Media Market Maps

VOTE SUMMARY SECTION

- 1. County and Media Market Maps
- 2. County and Media Market Maps
- 3. County and Media Market Maps
- 4. County and Media Market Maps

APPENDIX

- 1. County and Media Market Maps
- 2. County and Media Market Maps
- 3. County and Media Market Maps
- 4. County and Media Market Maps

Contents

Election Membership Grid

VIRGINIA, 1920-2002

Office	1920-1929	1930-1939	1940-1949	1950-1959	1960-1969	1970-1979	1980-1989	1990-1999	2000-2002
U.S. President	Yes	Yes	Yes	Yes	Yes	Yes	Yes	Yes	Yes
U.S. Senate	Yes	Yes	Yes	Yes	Yes	Yes	Yes	Yes	Yes
U.S. House	Yes	Yes	Yes	Yes	Yes	Yes	Yes	Yes	Yes
Governor	Yes	Yes	Yes	Yes	Yes	Yes	Yes	Yes	Yes
U.S. Senator	Yes	Yes	Yes	Yes	Yes	Yes	Yes	Yes	Yes
Atty. General	Yes	Yes	Yes	Yes	Yes	Yes	Yes	Yes	Yes
State Senate	Yes	Yes	Yes	Yes	Yes	Yes	Yes	Yes	Yes
State House	Yes	Yes	Yes	Yes	Yes	Yes	Yes	Yes	Yes
Water Regulation	Yes	Yes	Yes	Yes	Yes	Yes	Yes	Yes	Yes
Water Control	Yes	Yes	Yes	Yes	Yes	Yes	Yes	Yes	Yes

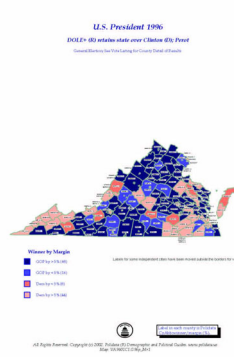
Election Calendar

Races Included in Vote Listings and Vote History Mini-Reports

VIRGINIA, 1920-2002

Year	Office	1920	1924	1928	1932	1936	1940	1944	1948	1952	1956	1960	1964	1968	1972	1976	1980	1984	1988	1992	1996	2000	2002
1920	U.S. President	Yes	Yes	Yes	Yes	Yes	Yes	Yes	Yes	Yes	Yes	Yes	Yes	Yes	Yes	Yes	Yes	Yes	Yes	Yes	Yes	Yes	Yes
1924	U.S. President	Yes	Yes	Yes	Yes	Yes	Yes	Yes	Yes	Yes	Yes	Yes	Yes	Yes	Yes	Yes	Yes	Yes	Yes	Yes	Yes	Yes	Yes
1928	U.S. President	Yes	Yes	Yes	Yes	Yes	Yes	Yes	Yes	Yes	Yes	Yes	Yes	Yes	Yes	Yes	Yes	Yes	Yes	Yes	Yes	Yes	Yes
1932	U.S. President	Yes	Yes	Yes	Yes	Yes	Yes	Yes	Yes	Yes	Yes	Yes	Yes	Yes	Yes	Yes	Yes	Yes	Yes	Yes	Yes	Yes	Yes
1936	U.S. President	Yes	Yes	Yes	Yes	Yes	Yes	Yes	Yes	Yes	Yes	Yes	Yes	Yes	Yes	Yes	Yes	Yes	Yes	Yes	Yes	Yes	Yes
1940	U.S. President	Yes	Yes	Yes	Yes	Yes	Yes	Yes	Yes	Yes	Yes	Yes	Yes	Yes	Yes	Yes	Yes	Yes	Yes	Yes	Yes	Yes	Yes
1944	U.S. President	Yes	Yes	Yes	Yes	Yes	Yes	Yes	Yes	Yes	Yes	Yes	Yes	Yes	Yes	Yes	Yes	Yes	Yes	Yes	Yes	Yes	Yes
1948	U.S. President	Yes	Yes	Yes	Yes	Yes	Yes	Yes	Yes	Yes	Yes	Yes	Yes	Yes	Yes	Yes	Yes	Yes	Yes	Yes	Yes	Yes	Yes
1952	U.S. President	Yes	Yes	Yes	Yes	Yes	Yes	Yes	Yes	Yes	Yes	Yes	Yes	Yes	Yes	Yes	Yes	Yes	Yes	Yes	Yes	Yes	Yes
1956	U.S. President	Yes	Yes	Yes	Yes	Yes	Yes	Yes	Yes	Yes	Yes	Yes	Yes	Yes	Yes	Yes	Yes	Yes	Yes	Yes	Yes	Yes	Yes
1960	U.S. President	Yes	Yes	Yes	Yes	Yes	Yes	Yes	Yes	Yes	Yes	Yes	Yes	Yes	Yes	Yes	Yes	Yes	Yes	Yes	Yes	Yes	Yes
1964	U.S. President	Yes	Yes	Yes	Yes	Yes	Yes	Yes	Yes	Yes	Yes	Yes	Yes	Yes	Yes	Yes	Yes	Yes	Yes	Yes	Yes	Yes	Yes
1968	U.S. President	Yes	Yes	Yes	Yes	Yes	Yes	Yes	Yes	Yes	Yes	Yes	Yes	Yes	Yes	Yes	Yes	Yes	Yes	Yes	Yes	Yes	Yes
1972	U.S. President	Yes	Yes	Yes	Yes	Yes	Yes	Yes	Yes	Yes	Yes	Yes	Yes	Yes	Yes	Yes	Yes	Yes	Yes	Yes	Yes	Yes	Yes
1976	U.S. President	Yes	Yes	Yes	Yes	Yes	Yes	Yes	Yes	Yes	Yes	Yes	Yes	Yes	Yes	Yes	Yes	Yes	Yes	Yes	Yes	Yes	Yes
1980	U.S. President	Yes	Yes	Yes	Yes	Yes	Yes	Yes	Yes	Yes	Yes	Yes	Yes	Yes	Yes	Yes	Yes	Yes	Yes	Yes	Yes	Yes	Yes
1984	U.S. President	Yes	Yes	Yes	Yes	Yes	Yes	Yes	Yes	Yes	Yes	Yes	Yes	Yes	Yes	Yes	Yes	Yes	Yes	Yes	Yes	Yes	Yes
1988	U.S. President	Yes	Yes	Yes	Yes	Yes	Yes	Yes	Yes	Yes	Yes	Yes	Yes	Yes	Yes	Yes	Yes	Yes	Yes	Yes	Yes	Yes	Yes
1992	U.S. President	Yes	Yes	Yes	Yes	Yes	Yes	Yes	Yes	Yes	Yes	Yes	Yes	Yes	Yes	Yes	Yes	Yes	Yes	Yes	Yes	Yes	Yes
1996	U.S. President	Yes	Yes	Yes	Yes	Yes	Yes	Yes	Yes	Yes	Yes	Yes	Yes	Yes	Yes	Yes	Yes	Yes	Yes	Yes	Yes	Yes	Yes
2000	U.S. President	Yes	Yes	Yes	Yes	Yes	Yes	Yes	Yes	Yes	Yes	Yes	Yes	Yes	Yes	Yes	Yes	Yes	Yes	Yes	Yes	Yes	Yes
2002	U.S. President	Yes	Yes	Yes	Yes	Yes	Yes	Yes	Yes	Yes	Yes	Yes	Yes	Yes	Yes	Yes	Yes	Yes	Yes	Yes	Yes	Yes	Yes

Races Included




Race Summary Map

Market Summary

Market	1920-1929	1930-1939	1940-1949	1950-1959	1960-1969	1970-1979	1980-1989	1990-1999	2000-2002
Roanoke	Yes	Yes	Yes	Yes	Yes	Yes	Yes	Yes	Yes
Richmond	Yes	Yes	Yes	Yes	Yes	Yes	Yes	Yes	Yes
Virginia Beach	Yes	Yes	Yes	Yes	Yes	Yes	Yes	Yes	Yes
Washington	Yes	Yes	Yes	Yes	Yes	Yes	Yes	Yes	Yes
Winston-Salem	Yes	Yes	Yes	Yes	Yes	Yes	Yes	Yes	Yes

Market Summary

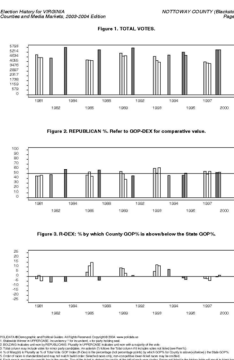


County Locator Map

History-Statelides

Year	Office	1920	1924	1928	1932	1936	1940	1944	1948	1952	1956	1960	1964	1968	1972	1976	1980	1984	1988	1992	1996	2000	2002
2001	U.S. President	Yes	Yes	Yes	Yes	Yes	Yes	Yes	Yes	Yes	Yes	Yes	Yes	Yes	Yes	Yes	Yes	Yes	Yes	Yes	Yes	Yes	Yes
2000	U.S. President	Yes	Yes	Yes	Yes	Yes	Yes	Yes	Yes	Yes	Yes	Yes	Yes	Yes	Yes	Yes	Yes	Yes	Yes	Yes	Yes	Yes	Yes
1997	U.S. President	Yes	Yes	Yes	Yes	Yes	Yes	Yes	Yes	Yes	Yes	Yes	Yes	Yes	Yes	Yes	Yes	Yes	Yes	Yes	Yes	Yes	Yes
1996	U.S. President	Yes	Yes	Yes	Yes	Yes	Yes	Yes	Yes	Yes	Yes	Yes	Yes	Yes	Yes	Yes	Yes	Yes	Yes	Yes	Yes	Yes	Yes
1994	U.S. President	Yes	Yes	Yes	Yes	Yes	Yes	Yes	Yes	Yes	Yes	Yes	Yes	Yes	Yes	Yes	Yes	Yes	Yes	Yes	Yes	Yes	Yes
1993	U.S. President	Yes	Yes	Yes	Yes	Yes	Yes	Yes	Yes	Yes	Yes	Yes	Yes	Yes	Yes	Yes	Yes	Yes	Yes	Yes	Yes	Yes	Yes
1992	U.S. President	Yes	Yes	Yes	Yes	Yes	Yes	Yes	Yes	Yes	Yes	Yes	Yes	Yes	Yes	Yes	Yes	Yes	Yes	Yes	Yes	Yes	Yes
1990	U.S. President	Yes	Yes	Yes	Yes	Yes	Yes	Yes	Yes	Yes	Yes	Yes	Yes	Yes	Yes	Yes	Yes	Yes	Yes	Yes	Yes	Yes	Yes
1988	U.S. President	Yes	Yes	Yes	Yes	Yes	Yes	Yes	Yes	Yes	Yes	Yes	Yes	Yes	Yes	Yes	Yes	Yes	Yes	Yes	Yes	Yes	Yes
1986	U.S. President	Yes	Yes	Yes	Yes	Yes	Yes	Yes	Yes	Yes	Yes	Yes	Yes	Yes	Yes	Yes	Yes	Yes	Yes	Yes	Yes	Yes	Yes
1985	U.S. President	Yes	Yes	Yes	Yes	Yes	Yes	Yes	Yes	Yes	Yes	Yes	Yes	Yes	Yes	Yes	Yes	Yes	Yes	Yes	Yes	Yes	Yes
1984	U.S. President	Yes	Yes	Yes	Yes	Yes	Yes	Yes	Yes	Yes	Yes	Yes	Yes	Yes	Yes	Yes	Yes	Yes	Yes	Yes	Yes	Yes	Yes
1982	U.S. President	Yes	Yes	Yes	Yes	Yes	Yes	Yes	Yes	Yes	Yes	Yes	Yes	Yes	Yes	Yes	Yes	Yes	Yes	Yes	Yes	Yes	Yes
1981	U.S. President	Yes	Yes	Yes	Yes	Yes	Yes	Yes	Yes	Yes	Yes	Yes	Yes	Yes	Yes	Yes	Yes	Yes	Yes	Yes	Yes	Yes	Yes

History-Statelides



Column Charts

Ranked by GOP%

Year	Office	1920	1924	1928	1932	1936	1940	1944	1948	1952	1956	1960	1964	1968	1972	1976	1980	1984	1988	1992	1996	2000	2002
2001	U.S. President	Yes	Yes	Yes	Yes	Yes	Yes	Yes	Yes	Yes	Yes	Yes	Yes	Yes	Yes	Yes	Yes	Yes	Yes	Yes	Yes	Yes	Yes
2000	U.S. President	Yes	Yes	Yes	Yes	Yes	Yes	Yes	Yes	Yes	Yes	Yes	Yes	Yes	Yes	Yes	Yes	Yes	Yes	Yes	Yes	Yes	Yes
1997	U.S. President	Yes	Yes	Yes	Yes	Yes	Yes	Yes	Yes	Yes	Yes	Yes	Yes	Yes	Yes	Yes	Yes	Yes	Yes	Yes	Yes	Yes	Yes
1996	U.S. President	Yes	Yes	Yes	Yes	Yes	Yes	Yes	Yes	Yes	Yes	Yes	Yes	Yes	Yes	Yes	Yes	Yes	Yes	Yes	Yes	Yes	Yes
1994	U.S. President	Yes	Yes	Yes	Yes	Yes	Yes	Yes	Yes	Yes	Yes	Yes	Yes	Yes	Yes	Yes	Yes	Yes	Yes	Yes	Yes	Yes	Yes
1993	U.S. President	Yes	Yes	Yes	Yes	Yes	Yes	Yes	Yes	Yes	Yes	Yes	Yes	Yes	Yes	Yes	Yes	Yes	Yes	Yes	Yes	Yes	Yes
1992	U.S. President	Yes	Yes	Yes	Yes	Yes	Yes	Yes	Yes	Yes	Yes	Yes	Yes	Yes	Yes	Yes	Yes	Yes	Yes	Yes	Yes	Yes	Yes
1990	U.S. President	Yes	Yes	Yes	Yes	Yes	Yes	Yes	Yes	Yes	Yes	Yes	Yes	Yes	Yes	Yes	Yes	Yes	Yes	Yes	Yes	Yes	Yes
1988	U.S. President	Yes	Yes	Yes	Yes	Yes	Yes	Yes	Yes	Yes	Yes	Yes	Yes	Yes	Yes	Yes	Yes	Yes	Yes	Yes	Yes	Yes	Yes
1986	U.S. President	Yes	Yes	Yes	Yes	Yes	Yes	Yes	Yes	Yes	Yes	Yes	Yes	Yes	Yes	Yes	Yes	Yes	Yes	Yes	Yes	Yes	Yes
1985	U.S. President	Yes	Yes	Yes	Yes	Yes	Yes	Yes	Yes	Yes	Yes	Yes	Yes	Yes	Yes	Yes	Yes	Yes	Yes	Yes	Yes	Yes	Yes
1984	U.S. President	Yes	Yes	Yes	Yes	Yes	Yes	Yes	Yes	Yes	Yes	Yes	Yes	Yes	Yes	Yes	Yes	Yes	Yes	Yes	Yes	Yes	Yes
1982	U.S. President	Yes	Yes	Yes	Yes	Yes	Yes	Yes	Yes	Yes	Yes	Yes	Yes	Yes	Yes	Yes	Yes	Yes	Yes	Yes	Yes	Yes	Yes
1981	U.S. President	Yes	Yes	Yes	Yes	Yes	Yes	Yes	Yes	Yes	Yes	Yes	Yes	Yes	Yes	Yes	Yes	Yes	Yes	Yes	Yes	Yes	Yes

Ranked by GOP%

Click on sample thumbnails above for adobe .pdf format. Color graphic pages will take longer to download than report samples.